



Cal/OSHA, DOT HAZMAT, EEOC, EPA, HAZWOPER, HIPAA, IATA, IMDG, TDG, MSHA, OSHA, and Canada OHS Regulations and Safety Online Training

Since 2008

This document is provided as a training aid
and may not reflect current laws and regulations.

Be sure and consult with the appropriate governing agencies
or publication providers listed in the "Resources" section of our website.

www.ComplianceTrainingOnline.com



[Facebook](#)



[LinkedIn](#)



[Twitter](#)



[Website](#)



Aerial Lift Fall Protection Over Water in Shipyards

Aerial lifts are often used in shipyards and boatyards when erection of staging is impractical. These boom-supported personnel platforms and bucket trucks (i.e., cherry pickers) may cause worker injuries or deaths. Boom failure, tip-over, falls and ejection may occur if the equipment is not properly used.

Employers must take measures to ensure a safe work environment by providing:

- Safe and adequately maintained equipment
- Proper supervision and training
- Fall protection
- Prompt rescue in the event of a fall

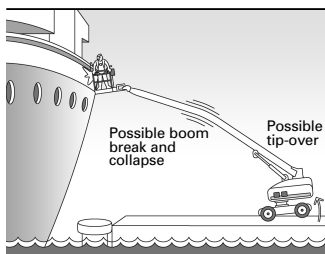
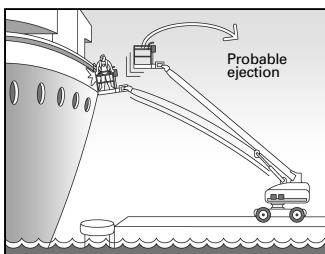
Safe Work Practices

- Always tie-off.
- Wear a body harness with a lanyard attached to an adequate anchorage point.
- Never move the lift with workers elevated.
- Train operators to safely operate equipment.
- Maintain and operate equipment in accord with the manufacturer's instructions.
- Ensure that equipment controls are properly marked.
- Never override safety devices. Overriding may lead to accidental or inadvertent movement of the basket or lift.
- When a lift is on a barge, be aware of the list, trim and lash down points.
- Place stops to prevent driving off when a lift is near open edges and capable of movement.
- Know the swing radius to ensure that the aerial lift will not hit nearby structures as it moves.
- When elevated, never get between structures and the lift. **MOVEMENT COULD CRUSH THE WORKER.**
- To prevent tip-overs, it is important to:
 - set brakes
 - use wheel chocks
 - check tire pressure
 - extend outriggers
 - ensure lift is level (front/back/sides)
 - never operate in high winds
 - never operate under power lines

Remember

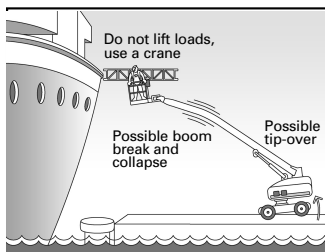
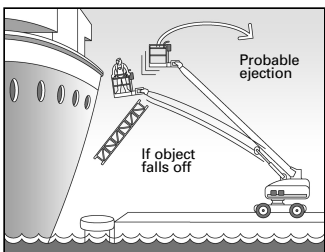
- A Personal Flotation Device (PFD) alone will not help if a worker falls from heights of more than 40 feet to the water, or onto objects below (camels, floats, punts, fenders, or large floating objects). **Always tie-off.**
- If a lift gets caught on an object or lines, it may cause an ejection when it comes loose.
- Never lift, push or move objects with an aerial lift; this action may cause collapse, tip-over, or ejection.
- Never exceed load capacity with the combined weight of the worker, tools and light materials. The extra weight may cause a collapse or tip-over.
- The lift capacity is reduced when the lift is not level, tire pressure is low, or the outriggers are not fully extended. These conditions may cause a tip-over.

Basket Hang-Up on Ship While Being Raised



- Half of all fatal falls from aerial lifts occur when workers are not tied off. One worker was ejected 80 feet from an aerial lift.
- Improper set-up, operation, or exceeding weight capacity account for twice as many aerial lift fatal falls as mechanical failure.

Lifting Heavy Objects Exceeds Load Capacity of Basket



You have a right to a safe workplace.

If you have questions about workplace safety and health, call OSHA at 1-800-321-6742.

It's confidential. We can help!

For more information:



**Occupational
Safety and Health
Administration**

U.S. Department of Labor

www.osha.gov (800) 321-OSHA (6742)